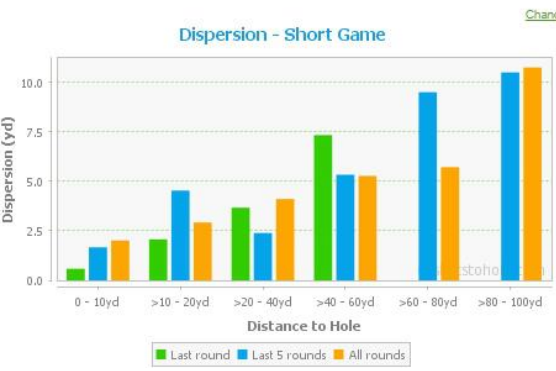
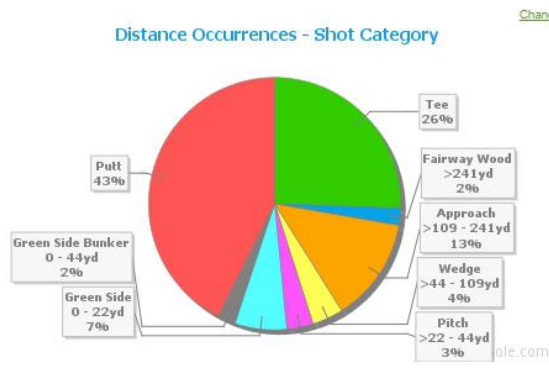
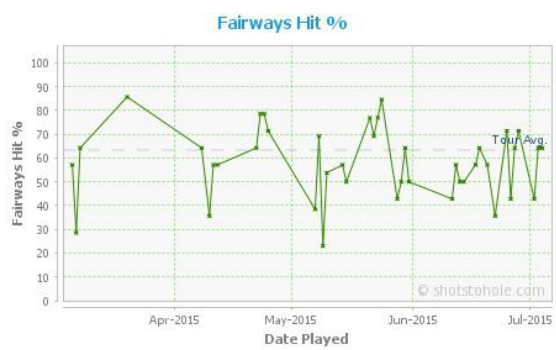
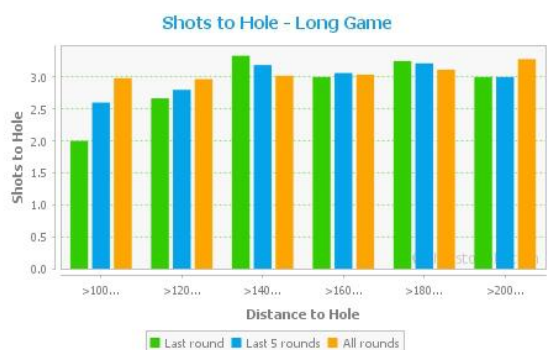


# Game Statistical Analysis

Using statistical analysis software or using a statistician can help you identify the specific areas for improvement in your game. The old adage of “putt for dough, drive for show” is no more. Modern performance analysis techniques look beyond the simple fairways hit percentages to more advanced measures such as driving effectiveness, scoring patterns across all 18 holes, shot proximity to the pin from different yardages and lies.



By analysing individual facets or your whole game, you or the statistician you employ can carefully identify the best focus for your practice. You can produce performance practice plans that will complement the technical work that you are doing.

# Benchmarking with a Statistician

For the serious golfer utilising the skills of a statistician can transform the way you see your game.

The information provided can help you go about planning your practice sessions and development plans better.

The statistician will use Performance Equals Analysis (PER) carried out using analysis software to benchmark you against comparative players. If you currently shooting 74-78 and want to know which areas of your game to improve to get you to the next scoring level, and which areas to focus on to make the biggest difference then using this method of analysis is a must!

Statistic	Player 1		Player 2		Player 3		Player 4	
	Performance	PER	Performance	PER	Performance	PER	Performance	PER
Score	-0.9	69-70	-1.5	69-70	-2.3	69-70	-0.7	69-70
Eagles	0.10	71-73	0.00	90-99	0.00	90-99	0.00	90-99
Birdies	3.60	71-73	4.20	69-70	4.30	69-70	4.00	69-70
Pans	11.40	60-70	11.50	60-70	11.70	60-70	11.30	60-70
Bogies	2.90	71-73	2.10	69-70	2.00	69-70	2.20	69-70
Others	0.00	60-65	0.30	69-70	0.00	60-65	0.50	71-73
First Six	-1.30	66-68	-0.30	69-70	-0.20	69-70	-0.30	69-70
Middle Six	-0.20	69-70	-1.20	66-68	-2.20	60-65	-0.20	69-70
Last Six	0.70	74-76	-0.10	71-73	0.00	71-73	-0.20	69-70
Par 3	3.00	69-70	3.10	71-73	3.00	69-70	3.20	74-76
Par 4	4.10	71-73	4.00	69-70	4.00	69-70	3.90	69-70
Par 5	4.60	69-70	4.60	69-70	4.40	66-68	4.80	71-73

© Matt Bridge, Data from ShotsToHole.com

SHOTSTOHOLE.com  
THE PARTIAL SCORING SYSTEM